

PD SERIES

CUSTOM POWER DISTRIBUTION



FEATURE SELECTION MENU June 2018		SELECTION	DEALER COST
PD SERIES MODEL (PD1A, PD1B or PD3: From Dealer Price Sheet)			\$
STANDARD FEATURES			
WIRING AND CIRCUITS	NUMBER OF CIRCUITS Contact Juice Goose or see the web site for fill rate limitations.		
	WIRE HARNESS LOCATION (Refers to plain wire "pigtail.") Indicate T op or B ottom of chassis		
	CIRCUIT ORIENTATION A = 1,2,3,1,2,3; G = 1,1,2,2,3,3; S = As Specified On Attached Diagram		
	WIRE HARNESS LENGTH (Feet) Cost is \$1.00 x number of circuits x number of feet		\$
OPTIONAL FEATURES			
CONNECTIONS	30A CIRCUITS (Only available on Model PD3) Specify number of 30A circuits. Cost = \$29 EACH.		\$
	OPTIONAL POWER CORD LENGTH (Feet) Cost is \$25.00 incl. circuit breaker. Indicate "N/A" if no cord is required.		\$
	POWER CORD MAX CURRENT RATING (15 OR 20 Amps) Indicate "N/A" if no power cord is required.		
GROUNDING	ISOLATED GROUND (Orange) RECEPTACLES If "Yes", cost = \$6.00 per duplex. (PD1A = \$72 , PD1B = \$36)		\$
	INDIVIDUAL GROUND WIRE PER CIRCUIT If "Yes" \$6.00 x number of circuits		\$
HARDWARE	FLEX CONDUIT (Specify length in feet or "N/A") Conduit Cost = \$2.00 / foot (PD1 = 3/4". PD3 = 1")		\$
	MIDDLE ATLANTIC RACK MOUNT BRACKETS If "Yes" with PD1, Cost = \$14.00 (Standard on PD3)		\$
		TOTAL UNIT COST	\$
		QTY REQ'D	

CUSTOMER _____

PHONE _____ EMAIL ADDRESS _____

CONTACT INDIVIDUAL _____

JOB or PO _____ RACK or PD _____

REQUIRED DATE _____

PD SERIES CUSTOM CONFIGURATION CHART

































CUSTOMER _____

JOB or PO _____

RACK or PD _____

Use this side of the MENU to indicate any special circuit configurations. If a non-standard or special arrangement of circuits is required, this form may be used to make such an indication. This is particularly helpful when ordering a PD3, since so many variations are possible, including thirty amp circuits and twist lock connectors. Thirty amp circuits will have NEMA L5/30R receptacles unless otherwise requested. Use the MENU on the other side of this page for most design specifications.

Additional comments or requirements not listed on this page: _____

CIRCUIT NUMBER	PD1A		CIRCUIT NUMBER	PD1B		AMPS	CIRCUIT NUMBER	PD3	
		1			1				1
		2			2				2
		3			3				3
		4			4				4
		5			5				5
		6			6				6
		7							7
		8							8
		9							9
		10							10
		11							11
		12							12
									13
									14